

LCFF Budget Overview for Parents

Local Educational Agency (LEA) Name: Yuba City Charter School

CDS Code: 51 71464 5130125

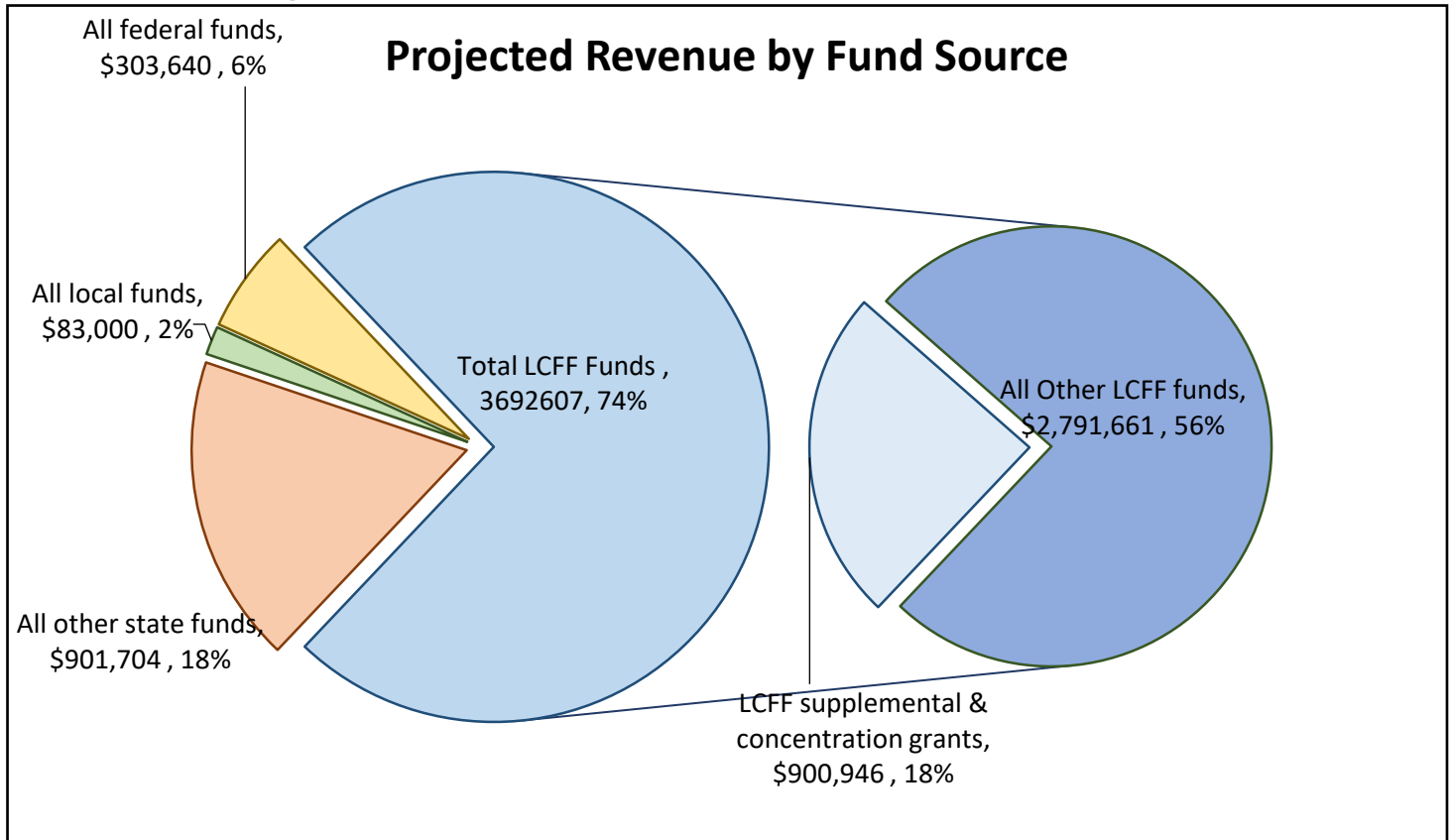
School Year: 2023/24 (MID - YEAR)

LEA contact information: Herbert Cooley (530) 822-9667 h.cooley@yubacitycharter.com

School districts receive funding from different sources: state funds under the Local Control Funding Formula (LCFF), other state funds, local funds, and federal funds. LCFF funds include a base level of funding for all LEAs and extra funding - called "supplemental and concentration" grants - to LEAs based on the enrollment of high needs students (foster youth, English learners, and low-income students).

Budget Overview for the 2023/24 (MID - YEAR) School Year

Projected Revenue by Fund Source

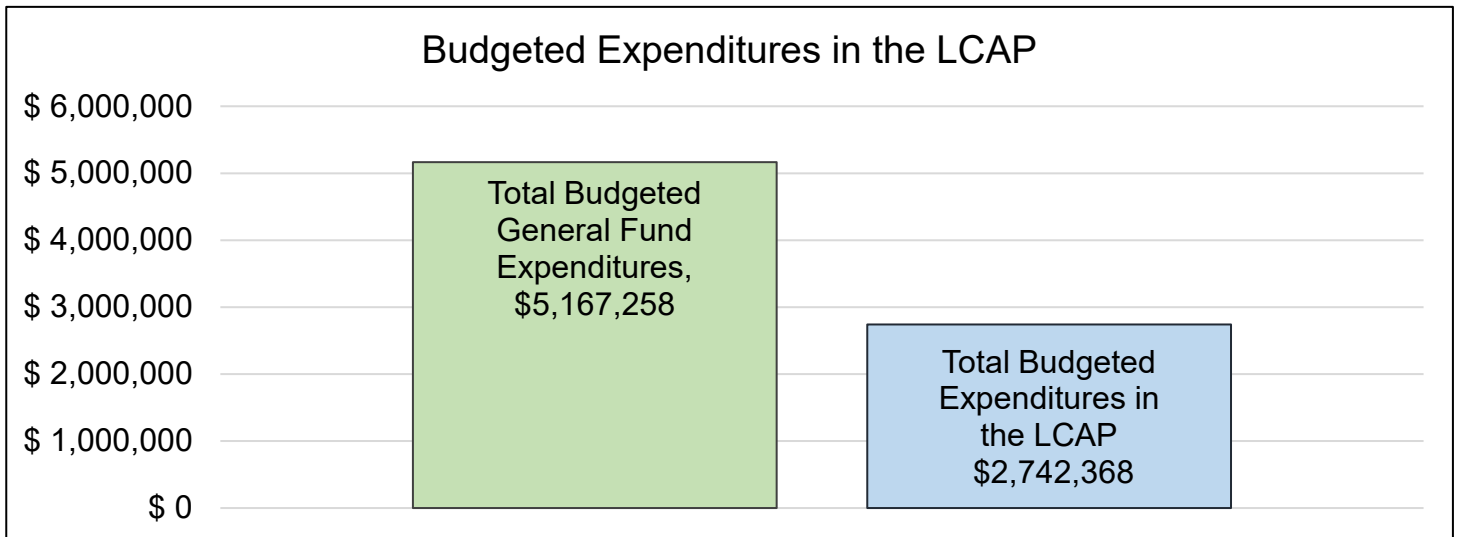


This chart shows the total general purpose revenue Yuba City Charter School expects to receive in the coming year from all sources.

The text description for the above chart is as follows: The total revenue projected for Yuba City Charter School is \$4,980,951.00, of which \$3,692,607.00 is Local Control Funding Formula (LCFF), \$901,704.00 is other state funds, \$83,000.00 is local funds, and \$303,640.00 is federal funds. Of the \$3,692,607.00 in LCFF Funds, \$900,946.00 is generated based on the enrollment of high needs students (foster youth, English learner, and low-income students).

LCFF Budget Overview for Parents

The LCFF gives school districts more flexibility in deciding how to use state funds. In exchange, school districts must work with parents, educators, students, and the community to develop a Local Control and Accountability Plan (LCAP) that shows how they will use these funds to serve students.



This chart provides a quick summary of how much Yuba City Charter School plans to spend for 2023/24 (MID - YEAR). It shows how much of the total is tied to planned actions and services in the LCAP.

The text description of the above chart is as follows: Yuba City Charter School plans to spend \$5,167,258.00 for the 2023/24 (MID - YEAR) school year. Of that amount, \$2,742,368.00 is tied to actions/services in the LCAP and \$2,424,890.00 is not included in the LCAP. The budgeted expenditures that are not included in the LCAP will be used for the following:

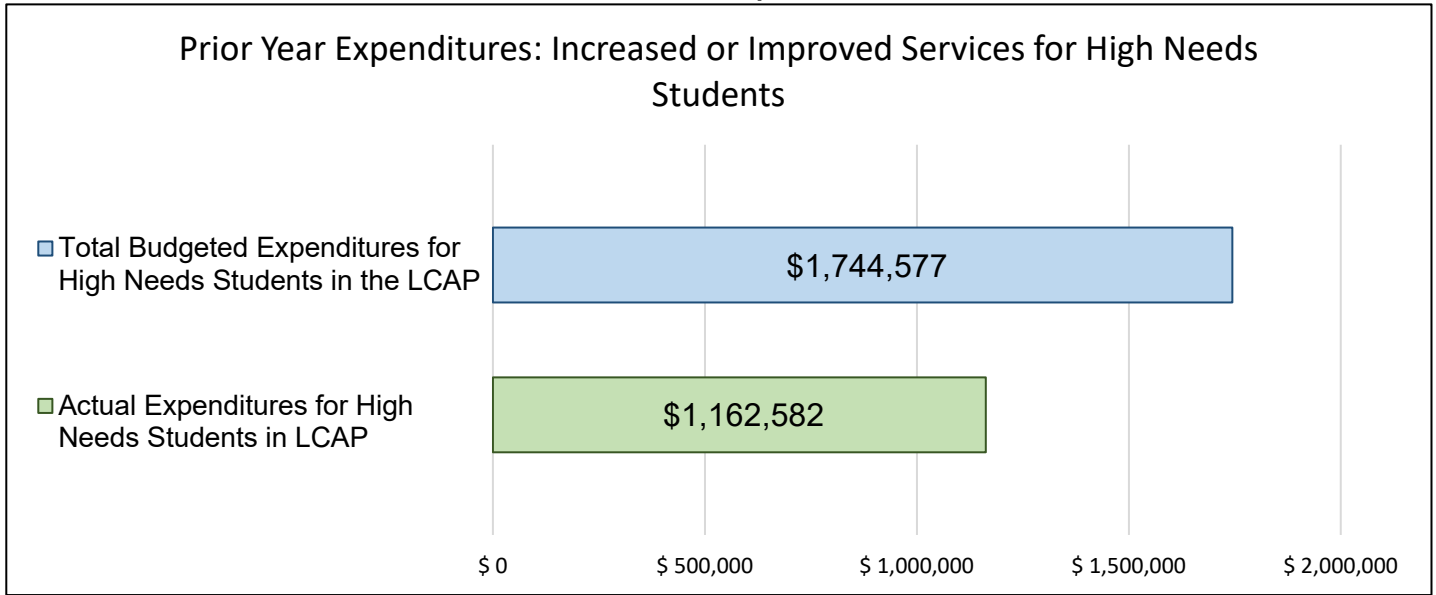
General Fund expenditures not in the LCAP are general operating costs such as salaries, special education, maintenance and operations, instructional supplies, administration, and technology.

Increased or Improved Services for High Needs Students in the LCAP for the 2023/24 (MID - YEAR) School Year

In 2023/24 (MID - YEAR), Yuba City Charter School is projecting it will receive \$900,946.00 based on the enrollment of foster youth, English learner, and low-income students. Yuba City Charter School must describe how it intends to increase or improve services for high needs students in the LCAP. Yuba City Charter School plans to spend \$1,744,577.00 towards meeting this requirement, as described in the LCAP.

LCFF Budget Overview for Parents

Update on Increased or Improved Services for High Needs Students in 2023/24 (MID - YEAR)



This chart compares what Yuba City Charter School budgeted last year in the LCAP for actions and services that contribute to increasing or improving services for high needs students with what Yuba City Charter School estimates it has spent on actions and services that contribute to increasing or improving services for high needs students in the current year.

The text description of the above chart is as follows: In 2023/24 (MID - YEAR), Yuba City Charter School's LCAP budgeted \$1,744,577.00 for planned actions to increase or improve services for high needs students. Yuba City Charter School actually spent \$1,162,582.07 for actions to increase or improve services for high needs students in 2023/24 (MID - YEAR). The difference between the budgeted and actual expenditures of \$581,994.93 had the following impact on Yuba City Charter School's ability to increase or improve services for high needs students:

Total actual expenditures for the Mid-year are slightly higher than projected at the mid-year. Actions and services have increased in the 23-24 school year for high needs students.